

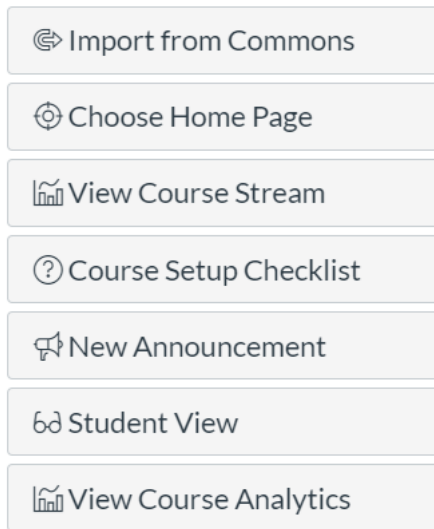
Options for Using Canvas without a Computer

Dr. Felicia Jean Steele

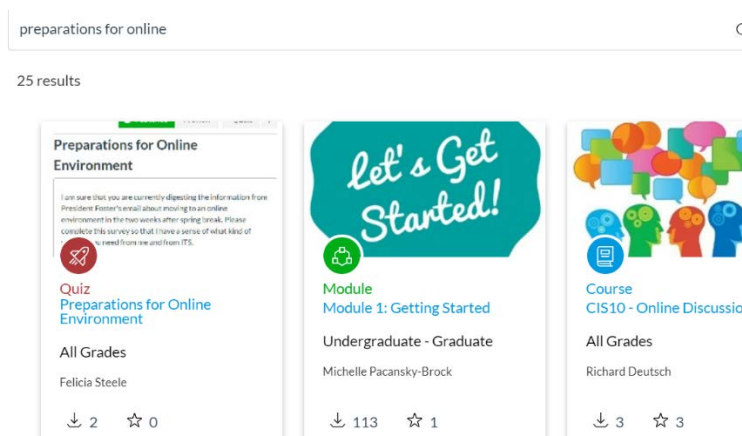
The College of New Jersey

Assessing Capacity

Instructors might find it helpful to survey their students to assess what technology and internet connectivity they will have when they are not on campus. In Canvas, you can add a survey that I created for my students by selecting "Import from Commons" from the right-hand side (or bottom) of the home screen of any course.



When you select "Import from Commons," you can search for materials that other Canvas users have made available.



I've created a survey called "Preparations for Online Environments" that finds out whether students will have wifi, web cameras, or other materials accessible to them while we are teaching online. You can add this to your course by clicking on the name, and then selecting "Import/Download" from the right-hand side of your screen.

Canvas Apps

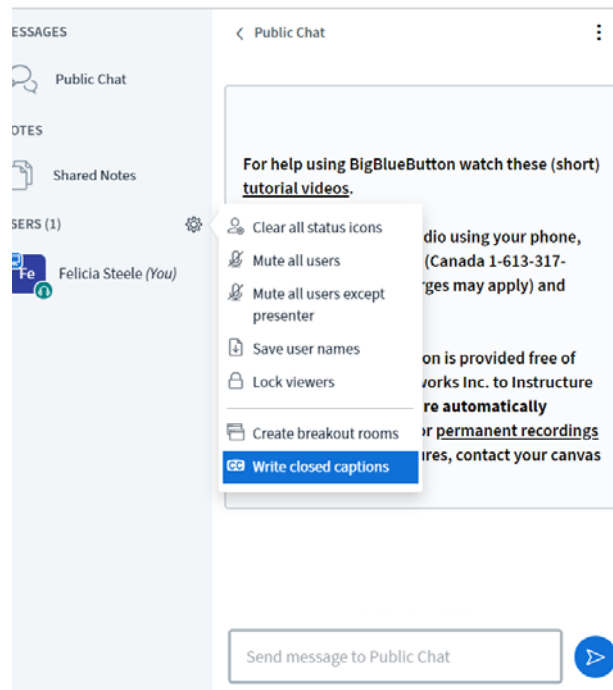
If your students will not have reliable access to wifi or do not have access to a web camera and you are requiring participation through Conferences, they (and you) can access all the components of Canvas through a smartphone app, although streaming video might be challenging over a cellphone data signal. If students download "Canvas Student" they can access all of the modules they would typically be able to through a computer. They do have to make sure that all of the software on their phones is up-to-date.

You can access everything you need to from Canvas (including conferences, chats, etc) using the Canvas Student app, but you can also download "Canvas Teacher," which will give you access to the grading functions and the other management functions on your phone or tablet.

Access and Equity Issues

Any student without internet access should contact academic@tcnj.edu, who is coordinating the efforts to make sure students will not be harmed. All students are still entitled to the same ADA protections they would receive on campus, so be sure to make use of captioning tools within Canvas and Kaltura.

If you use Conferences to capture a presentation with a voice over, you can supply captions:



Kaltura also automatically generates captions, and I am trying to figure out how to get into the captioning files to edit them for accuracy.